

# Classes & Workshops



## India's Traditional Textiles in Transition

FRIDAY MAY 1  
7:00 PM

Elsa Sreenivasam, who has collected Indian textiles for almost 30 years, has observed that although slight innovations in motifs and patterns were always accepted in the past, today rapid changes are occurring. She will discuss these traditions and the effects of both commercialization and the focus on expressions of creativity in textiles of India today.

This presentation will be held in conjunction with the opening reception for "Living History - Textiles of India" in the Joan Mondale Gallery.

Tickets \$5.



## SPOTLIGHT ARTIST: SUSAN STEIN

### Fabric Art Workshop

FRIDAY MAY 29 AND FRIDAY JUNE 5  
10:00 AM - 4:00 PM

Dive into new fiber adventures and treat yourself to two days of creative play with Susan Stein! This is your chance to try a double-scoop of techniques for coloring, embellishing, and manipulating fiber and fabric. We'll make 8" by 10" samples or "pages" that you can use for a soft book, quilt, framed piece, or other projects. Some of the techniques you will learn include creating silk fusion/paper, working with Paintstiks, foiling on fabric, making transparency transfers, watercolor and print effect painting with Dye-Na-Flow and Lumiere paints, using angelina fibers, creating fabric beads, "bleaching" with discharge paste, and creating with photo transfer paper. This class is jam-packed with ideas to inspire you all summer long. Materials fee \$40 payable to instructor. Supply list provided.

INSTRUCTOR: SUSAN STEIN  
\$138/\$120 Textile Center Members

### CREATIVITY

3 C'S: COLOR, COMPOSITION, CREATIVITY 5

### DYEING & SURFACE DESIGN

FABRIC ART WORKSHOP 1  
ADVANCED MARBLING 2  
STITCHED SHIBORI 2  
COLOR WHEEL IN COTTON 2  
A WHISPER TO A SHOUT 3  
HAND PAINTED FABRIC 4  
SOY WAX BATIK 4  
TRANSPARENCY AND DEPTH 4  
VARIATIONS ON A THEME: SHIBORI 5  
FRACTURED LIGHT 5

### KNITTING

INTRO TO INTARSIA 2

### SEWING

HELLO MY NAME IS... 2  
RECYCLED DENIM SHOPPING BAG 2  
FEARLESS FASHION 2  
SCARED OF YOUR SERGER? 3  
SUMMER SKIRT 5

### TECHNOLOGY & BUSINESS

WORKING WITH DIGITAL PHOTOGRAPHS 3  
OPENING AN ETSY SHOP 3  
BRAND NAME 3  
PHOTOGRAPHING SMALL OBJECTS 3

### 3-D TECHNIQUES & MIXED MEDIA

FABRIC PHOTO ALBUM 3  
HODGEPODGE NOTECARDS 3  
PURSE WITH PIZZAZZ 4  
IMPROVISATIONAL HATS 4  
TYVEC TECHNIQUES 5

### TEXTILES FOR TEACHERS

FELTING 4  
CLASSROOM FRIENDLY DYES 5

### KID & TEENS

SUMMER CAMPS COLORED INSERT

IF YOU HAVE ANY QUESTIONS ABOUT CLASSES OR HOW TO REGISTER, PLEASE CALL THE EDUCATION MANAGER AT 612.436.0464.



tele: 612.436.0464  
 fax: 612.436.0466  
 www.textilecentermn.org

## Advanced Marbling on Fabric

SATURDAY & SUNDAY MAY 2 & 3  
 10:00 AM - 4:00 PM

Take your knowledge of marbling techniques to the next step. This class takes you through the process of marbling step-by-step, starting at the very beginning. Learn how to prepare your own PFD and commercial fabrics and paints for marbling. Set up your own caragheenan tank and prepare alum solution. Review some basic marbling patterns (stones, gel git, cascade, nonpareil) and then go on to learn more advanced patterns (angel-wing, bouquet, reverse bouquet and chevron). You will have individual time to practice, try some unusual items like small wood pieces and experiment with free form marbling, as well as learning from other class members as they explore and experiment. Materials fee \$35. Supply list provided

INSTRUCTOR: MARY HOLLAND  
 \$124/\$105 Textile Center Members

## A New Twist - Stitched Shibori

WEDNESDAYS MAY 13, 20 & 27  
 6:00 - 9:00 PM

Techniques known as ori-nui, mokume and karamatsu shibori use stitches in the fabric to act as a resist for dyes. Unique effects can be created by the type of stitch, folds in the fabric and the arrangement of stitches all used in combination. Everything from subtle abstract patterns to pictorial pieces are possible with just a handful of artfully placed threads. You choose your fabric (silk, cotton, rayon, bamboo or combination) and learn to stitch and dye these shibori patterns. Materials fee \$15, payable to instructor. Supply list provided.

INSTRUCTOR: SANDRA BRICK  
 \$104/\$90 Textile Center Members




## A Color Wheel in Cotton

THURSDAY MAY 21  
 6:00 - 9:00 PM

Dye two sets of complete color wheels and their afterimage hues, creating a 48 color spectrum of fat quarters and fat eights. Use just two sets of primary colored dyes, one warm and one cool, and learn how to get exactly the color you want and be able to reproduce it. Learn how and why afterimages help you to enhance the dominant colors in your project. We will work with cotton fabric and fiber reactive dyes. This class is a great introduction to working with these versatile dyes. Supply list provided.

INSTRUCTOR: SUSAN ANTELL  
 \$38/\$33 Textile Center Members



## Fearless Fashion

WEDNESDAYS JUNE 3 & 10  
 6:00 - 9:00 PM

Use your sewing machine not just to stitch your seams but to add whimsy and texture to your creations. Fashion a piece of clothing based on ancient shapes used in timeless ways. Dynamic duo Susan Day and Candy Kuehn will show you the right way, the wrong way and the creative and unexpected way to create simple, beautiful art to wear. Learn how to use your machine to make thread tension fur and see how doing the "wrong" thing can have delightful results. After some exploration with textures, then you will make your own patterns and stitch a pillow or purse, skirt or shirt of your own design. Supply list provided.

INSTRUCTORS: CANDY KUEHN & SUSAN DAY  
 \$83/\$72 Textile Center Members

## Intro to Intarsia Knitting

THURSDAY JUNE 11 & 18  
 6:00 - 9:00 PM

Add a new skill to your knitting vocabulary. This class is an introduction to intarsia, a multi-color knitting technique that features blocks of color. Create a garter stitch intarsia hat as a first project, using multiple colors and a striking starburst pattern. Students must know how to garter stitch, cast on, one kind of increase and one kind of decrease. Supply List provided.

INSTRUCTOR: LYNN COOPER  
 \$69/\$60 Textile Center Members



## Hello My Name Is...

MONDAY JUNE 15  
 6:00 - 9:00 PM

Let us introduce you to your sewing machine. Bring your machine and some basic sewing supplies and spend some time with your machine, getting to know one another. Try threading & adjusting tension. Find out if you have the right bobbin & needles. Learn what to do when it makes "that funny noise" or makes the dreaded "thread octopus". Please make sure your machine is in good working order before you come to class. Supply List Provided.

INSTRUCTOR: LYNN COOPER  
 \$35/\$30 Textile Center Members

## Recycled Denim Shopping Bag

THURSDAY JUNE 18  
 6:00 - 9:00 PM

Turn an old pair of jeans into a stylish, reusable tote bag to take to the farmers market! Bring a pair of jeans, some fun printed fabric and your sewing machine in good working order and create an earth-friendly and sturdy shopping bag in just one evening. A great class for beginners or anyone looking for a fun project! ★Ages 14 and up welcome. Supply list provided.

INSTRUCTOR: LAURA WHITNEY  
 \$31/\$27 Textile Center Members



## TECHNOLOGY TUESDAY SEMINARS FOR FIBER ARTISTS

*A series of seminars about technology, designed especially with fiber artists in mind. Each session will have a 90 minute presentation followed by time for questions. These seminars are aimed at beginners and are designed to be an introduction to these topics.*

### Working with Digital Photographs

TUESDAY MAY 12  
6:00 - 8:00 PM

Learn some quick tricks that could help you make your images stand out in a crowd. We will touch on a few ways to brighten up dark photos and adjust colors that aren't quite right. Then we will move on to how to crop, resize and save your photos to the right size, resolution and specifications for email, print, web and other uses. No software expertise needed; we will demonstrate with Photoshop and a variety of other photo editing tools.

INSTRUCTOR: ANDY RAHN  
\$16/\$14 Textile Center Members

### Opening an Etsy Shop

TUESDAY JUNE 23  
6:00 - 8:00 PM

Etsy.com is an online marketplace for handmade goods. Come take a guided tour from seller and etsy advocate Becka Rahn, of how an etsy shop works, what it takes to have your own online shop, and the advantages and disadvantages of selling your work online. Get a sneak peak behind the scenes before you jump in and open your own shop.

INSTRUCTOR: BECKA RAHN  
\$16/\$14 Textile Center Members

### Fabric Photo Album

THURSDAY JUNE 25  
6:00 - 9:00 PM

Document a special occasion, craft a quick gift for a friend or make one for yourself. In this class you will create a one-of-a-kind photo album, using multiple surface design techniques including painted fabric, raw edge appliqué, bobbin couching and fusible web design. Design a cover, create a theme and stitch one or two clear pockets on each page, depending on the style you want. Finished album will be 8 by 14 inches. Materials fee \$7, payable to instructor. Supply list provided.

INSTRUCTOR: KIMBERLY OEDEKOVEN  
\$35/\$30 Textile Center Members

### Brand Name

TUESDAY JULY 28  
6:00 - 8:00 PM

Business cards and logos, banners and avatars for your blog and online shop all represent you and your business. Learn tips for designing a look that works for you, using your artwork or photographs, and ways to make your look something that will get recognized. Share resources for printing your business cards and tags professionally and inexpensively. This session is all about branding yourself.

INSTRUCTOR: BECKA RAHN  
\$16/\$14 Textile Center Members

### Photographing Small Objects

TUESDAY AUGUST 25  
6:00 - 8:00 PM

The right lighting and background can help you get great photos of your small works of art. In this hands-on seminar, we will set up and practice photographing small art objects (less than 12 in) using several different light settings. Learn to set up some simple and inexpensive light box options to get you started with a "studio" of your own. You may bring one art piece to photograph (optional) and your digital camera in good working order, along with its instruction manual.

INSTRUCTORS: ANDY & BECKA RAHN  
\$16/\$14 Textile Center Members



### Scared of your Serger?

TUESDAY JUNE 23  
6:00 - 9:00 PM

Vanquish the scary beast and start working on all those projects that are waiting for you. Bring your serger in good working order, along with its instruction manual and be prepared to get hands-on. Lynn will guide you through the what, where and when about threads & threading, tension and getting started with serging. You will try some small projects during class. Supply List provided.

INSTRUCTOR: LYNN COOPER  
\$35/\$30 Textile Center Members

### A Whisper to a Shout

THURSDAY JUNE 25  
6:00 - 9:00 PM

Choose your favorite color and dye a "color value scale" (or a gradient) from whisper pale to deep dark, all of the same color. Learn to mix your colors to achieve a suite of fabrics that allow you to add light, sparkle and shadows to your next project. Our focus will be on learning to dye the palest pastels and saturated shades, with every step in between. We will work with fat quarters of cotton fabric and fiber reactive dyes. Supply list provided.

INSTRUCTOR: SUSAN ANTELL  
\$38/\$33 Textile Center Members

### Hodgepodge Notecards

MONDAY JUNE 29  
6:00 - 9:00 PM

Collage cards offer a natural canvas for scraps of fabric and trim too beautiful to throw away. Learn simple techniques to create fun and unusual cards to send to friends and family or to hang on your wall. Be inspired by many creative and fun ideas to recycle those little bits and pieces that we all seem to save up. Class will cover basic design principles and include handouts. Participants will leave the workshop with at least six finished note cards and fewer scraps. Materials fee \$10, payable to instructor. Supply list provided.

INSTRUCTOR: SANDRA BRICK  
\$35/\$30 Textile Center Members



tele: 612.436.0464  
 fax: 612.436.0466  
[www.textilecentermn.org](http://www.textilecentermn.org)

## Textiles for Teachers: Felting

WEDNESDAY JULY 8  
 6:00 - 9:00 PM

Teaching you how to teach textile arts! This class will be a whirlwind tour of felting, or turning wool fiber in to fabric. Start with basic beads and go on to flat "felt paintings" and a tiny bit of needle felting. We will try it out hands-on so you have samples to take home, provide tips and tricks for teaching and point you towards resource materials, and multicultural tie-ins. Projects generally suitable for students 6-18. Anyone with an interest in teaching is welcome – classroom teachers, youth group leaders, troupe leaders, grandmas, homeschool teachers – there's something for everyone. Clock Hour Certificate available. Materials fee \$5, payable to the instructor.

INSTRUCTOR: JEN CUFF  
 \$35/\$30 Textile Center Members

## Hand Painted Fabric

TUESDAY JULY 14  
 6:00 - 9:00 PM

Relax with a summer evening spent painting your own original fabric. Use Setacolor fabric paints and learn about hard edge, soft edge, dry brush and watercolor techniques that you can use to create fascinating textures on your fabric. Give yourself permission to pick up a brush and watch the colors flow. Create two yards of handpainted fabric during class. Supply list provided. Materials fee \$5.

INSTRUCTOR: TRICIA QUIRK SPITZMUELLER  
 \$35/\$30 Textile Center Members



## Soy Wax Batik

WEDNESDAY JULY 15  
 6:00 - 9:00 PM

Learn the basics of soy wax batik, a new twist on a traditional resist dye technique. We will learn batik techniques with soy wax and the basics of fiber reactive dyes, and use these to embellish canvas shopping bags. Each student will have the opportunity to make three bags throughout the evening. Apply the soy wax with found objects to create unique patterns and textures that will resist the dyes. Start your project in class and learn how to remove the wax and extra dye at home after the dyes have set. Materials fee \$15, payable to the instructor.



INSTRUCTOR: CYNDI KAY MEIER  
 \$38/\$33 Textile Center Members

## Improvisational Hats

THURSDAYS JULY 16 & 23  
 6:00 - 9:00 PM

Hats can be worn for warmth and protection; to disguise or beguile or just to make a statement. Learn some history and the meaning of hats through an inspirational discussion and then breathe new life in to some old styles, transforming vintage wool hats and found materials in to new art-for-the-head. Experiment with hat blocks, gourds and bowls to re-shape old hats. Improvise with unusual materials and sculpt them to fit. Finally, stretch, shape, stitch, add accessories and embellishments to complete your new artistic creation. Spend two evenings exploring hats and headwear in unexpected ways. Supply list provided. Materials fee \$15, payable to the instructor.



INSTRUCTOR: CANDY KUEHN  
 \$69/\$60 Textile Center Members

## Transparency and Depth

THURSDAY JULY 23  
 6:00 - 9:00 PM

Imagine a forest with colors from green-gold sunshine to smoky purple shadows. Two distinct colors, but with many ways to interact. This class will help you to dye a "chromabridge", blending two distinct colors to get all of the variations in between. Do you know what happens when the deep blue sea meets an orange sunset? Come and explore! We will work with fat quarters of cotton fabric and fiber reactive dyes. Supply list provided.

INSTRUCTOR: SUSAN ANTELL  
 \$38/\$33 Textile Center Members

## Purse with Pizzazz

FRIDAY JULY 24  
 10:00 AM - 3:00 PM

Make a summer purse from an unusual material - duct tape! Bold and bright or subtle and stylish; the possibilities are more than you can imagine. Learn all of the tips and tricks for working with duct tape. Design your perfect bag and choose your embellishments and colors, all with expert tips from Carly. Bring a lunch and spend a day doing something you have never done before! ★Ages 14 and up welcome. Materials fee \$16, payable to the instructor.



INSTRUCTOR: CARLY STIPE  
 \$52/\$45 Textile Center members



3 C's: Color, Composition and Creativity

## Tyvec Techniques

SATURDAY JULY 25  
10:00 AM - 4:00 PM

Used everyday for mailing envelopes and in home construction, Tyvec is a fabulous "fabric" that can be stitched, painted, warped, rippled and transformed into a work of art. Learn how to paint and manipulate Tyvec for 3-D effects in quilts and garments. After experimenting with the properties of this versatile material, create a colorful and functional purse made from silk and Tyvec. Materials fee \$15, payable to the instructor. Supply list provided.

INSTRUCTOR: TRICIA QUIRK SPITZMUELLER  
\$69/\$60 Textile Center Members



## The 3 C's: Color, Composition and Creativity

MONDAYS AUGUST 3, 10 & 17  
6:00 - 9:00 PM

Ever wonder why some illustrative art quilts look so put together and balanced? Discover how you can achieve that feeling in your fiber art creations. Using the elements of art, repetition, digital images, color makeup, texture and layering, this class will show you some easy techniques to bring it all together. Learn to free yourself from perfectionist piecing and focus on how to make your compositions more cohesive. Throughout class, we will make several original works of fiber art in various sizes, based on a theme or personal narrative and practicing our three "C's" of color, composition and creativity. Supply List provided.

INSTRUCTOR: KIMBERLY OEDEKOVEN  
\$104/\$90 Textile Center Members

## Summer Skirt

WEDNESDAY AUGUST 5  
6:00 - 9:00 PM

Learn to sew a simple and stylish A-line skirt, using your own measurements to draft a basic pattern that you can use over and over. Learn all the basics as well as how to add variations like pockets, panels, and appliqué! Bring your favorite fabrics and your sewing machine in good working order. Spend the evening whipping up a fun and flirty skirt! ★Ages 14 and up welcome. Supply list provided.




INSTRUCTOR: LAURA WHITNEY  
\$31/\$27 Textile Center Members

## Textiles for Teachers: Classroom Friendly Dyes

TUESDAY AUGUST 4 & 11  
6:00 - 9:00 PM

Teaching you how to teach textile arts! This class is about using everyday materials like school glue, craft paint, koolaid, freezer paper, and shaving cream to do marbling, mono-printing and batik, dye yarn, fabric and more. We will talk a little about dye safety and what really



makes sense to do at home and with kids. Come and create lots of samples to inspire while being kind to the pocketbook. We will try it out hands-on so you have samples to take home, provide tips and tricks for teaching and point you towards resource materials, multicultural tie-ins and sources. Projects generally suitable for students 6-18. Anyone with an interest in teaching is welcome – classroom teachers, youth group leaders, troupe leaders, grandmas, homeschool teachers – there's something for everyone. Clock Hour Certificate available. Materials fee \$12, payable to instructor. Supply List available.

INSTRUCTOR: JEN CUFF  
\$52/\$45 Textile Center Members

## Variations on a Theme: Shibori

THURSDAY AUGUST 13  
6:00 - 9:00 PM

Transform simple silk scarves into multi-colored masterpieces in just one evening! Learn some simple shibori techniques - resist dyeing in the Japanese tradition, using folding, clamping, binding, stitching and more to create patterns in your fabric before you add the color. You will complete four different variations and leave with a bouquet of silk scarves that you can give as gifts or wear to brighten up your winter wardrobe. Materials fee \$35.

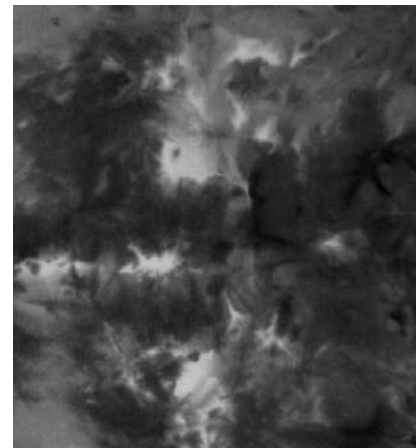
INSTRUCTOR: SANDRA BRICK  
\$45/\$40 Textile Center Members

## Fractured Light

THURSDAY AUGUST 20  
6:00 - 9:00 PM

Let your colors crystallize. Learn a low immersion dye technique that allows the spontaneous crinkles and folds in your fabric to form an organic crystalline or fractured pattern. Subtle ripples to bold patterns like stained glass can emerge, based on the colors you choose. This class lets you explore with multiple dye colors in each piece and create a dozen fabrics that will become your favorites for every project. We will work with fat quarters of cotton fabric and fiber reactive dyes. Supply list provided.

INSTRUCTOR: SUSAN ANTELL  
\$38/\$33 Textile Center Members





tele: 612.436.0464  
 fax: 612.436.0466  
 www.textilecentermn.org

#### CLASSES FOR KIDS OR TEENS?

Look for ★. Age ranges will be noted in the class description. Not all classes are suitable for all ages. For questions, please contact Becka Rahn, Education Manager at 612.436.0464 for more information. For more teens and kids classes see the Summer Camp supplement in this issue!

#### NEW! DOWNLOAD SUPPLY LISTS FOR CLASSES FROM THE WEBSITE.

Visit the Classes & Workshops page at [www.textilecentermn.org](http://www.textilecentermn.org) to find links to supply lists for the classes in this listing. We can send your list by email, fax or postal mail if requested on your registration form. Supply lists should be available after May 1.



*fun with Tyvec*

## Instructor Biographies

**Susan Antell** is a retired elementary school teacher and dedicated Textile Center Library volunteer. She has studied both high and low immersion dye techniques and taught previously for Colorful Quilts & Textiles.

**Sandra Brick** is a fiber artist who plays with space, color, shape and texture to achieve beautiful and meaningful artifacts. Her work has appeared in international shows, private collections, publications, museums and shops.

**Lynn Cooper** works in a wide variety of fiber arts techniques to make textural two and three-dimensional decorative objects and wearable art. She has worked as a professional costumer and has been an artist in residence in many area schools.

**Jen Cuff** is a spinner and knitter when she can find time out from teaching music to elementary school students. Jen is also a hard working Textile Mobile teacher and always finds a way to learn something new from her students and to encourage their creativity.

**Susan Day** started her sewing and design career at the age of five when her dolls needed more stylish clothes. Always exploring the world of fabric and merging textile mediums, Susan is currently creating wearable garments incorporating custom embroidery, hand dyed fabrics, traditional sewing and her unique design sense. She owns and operates Designs by Day Custom Embroidery.

**Mary Holland** is a retired elementary music teacher. She became addicted to marbling 12 years ago and has been marbling on paper, fabric and wood ever since. She sells her paper at MN Center for Book Arts and fabric at Colorful Quilts.

**Candy Kuehn** creates one of a kind painted and dyed wall pieces, wearable art and custom yardage. Candy is the Textile Center's 2009 Artist-In-Residence.

**Cyndi Kay Meier** has taught a variety of classes at quilt shops and community education sites including soy wax batik, sashiko and art quilting techniques. She is a member of the MN Contemporary Quilters and the Fiber Artists Study Group.

**Kimberly Oedekoven** has been quilting for more than 10 years. As a resident artist for Young Audiences of MN, she enjoys teaching children of all ages her "no rules" approach to personal expression using found objects and non-traditional textiles.

**Andrew Rahn** is a software engineer for Adobe Inc, hobbyist photographer and huge fan of fiber art. He has taught classes for the Minnesota Center for Photography and the Textile Center.

**Becka Rahn**, in addition to organizing all things education related at the Textile Center, is also an award winning web designer. She is anxious to share some of those geeky skills with you.

**Tricia Quirk Spitzmueller** is a retreat facilitator, spiritual director, fiber artist, teacher and speaker. She lectures on a variety of topics including the woman's journey, creativity, finding your passion and an array of other motivational, spiritual and creative subjects. Additionally she gives workshops and retreats on tapping into the intuitive side of creativity and re-energizing your spirit.

**Susan Stein** started quilting in 1977; has been president and show chairman for Minnesota Quilters; has written four books and contributed to numerous others; was Minnesota Quilter of the Year in 2003; has taught many classes locally and out of state; has made hundreds of quilts, wallhangings, and garments for publication, store samples, public buildings, and personal use. She co-owned a quilt shop from 1980-85 and owned Colorful Quilts and Textiles from 1995-2009.

**Carly Stipe** is a contemporary fiber artist who assembles sculptural garments from everyday items such as rubber bands, paper cones, tickets, envelopes and dollar bills. For more about Carly, visit her website at [www.carlystipe.com](http://www.carlystipe.com)

**Laura Whitney** has a degree from MSU in Interior Design. She worked her way through college at a local tailor shop, has done costuming at community theaters and dabbled in upholstery. She currently does custom sewing and alterations, as well as teaching private sewing lessons.

## Registration Information

**Please register early!** Class size is limited and will be filled on a first-come, first-served basis. Enrollment determines whether the class will run.

Fees must be paid in full at the time of registration by cash, check or credit card (VISA or MasterCard only). Spaces are not held without payment.

There is a \$10 nonrefundable processing fee included in the registration fee for each workshop.

If you are registering a minor student, please include the student's age and name with the registration.

### CONFIRMATION

You are enrolled in your class or workshop when your registration is received. *We do not send confirmations*, although you may call and ask about the status of your registration.

### REGISTER BY PHONE

Please call 612-436-0464 with your credit card information ready.

### REGISTER BY MAIL OR FAX

To register by mail, use the form below or go online to [www.textilecentermn.org](http://www.textilecentermn.org). Print the form and mail it, along with your payment to: **Textile Center Workshop Registration 3000 University Ave SE, Suite 100 Minneapolis, MN 55414**

You may also fax your completed form to 612-436-0466.

### MATERIALS AND SUPPLIES

Some workshops have fees to cover materials and other supplies provided by the instructor. These materials fees are payable to the instructor at the first class meeting. Please do not include materials fees with your registration.

Some workshops also have a supply list of items you should bring with you to class. Your supply list will be sent as requested on your registration form (email, fax, postal mail), or you may download your supply list from our website at [www.textilecentermn.org](http://www.textilecentermn.org)

### WITHDRAWALS

If your notice of withdrawal is received at least one full working week before the start of your workshop, you will receive a full refund of your workshop fee, minus the \$10 processing fee.

If you withdraw less than one week before the start of your workshop, your registration fee (minus the \$10 processing fee) will be refunded only if there is a waiting list for the class.

There is no refund of workshop or processing fees if your notice of withdrawal is received less than one full working day before the start of your workshop.

### CANCELLATIONS

If minimum enrollment is not met by the registration deadline, we reserve the right to cancel any class or workshop. If we cancel for any reason, you will receive a full refund.

TEXTILE CENTER CLASS & WORKSHOP REGISTRATION FORM			FEE
NAME	CLASS / WORKSHOP TITLE		
ADDRESS			
CITY	STATE	ZIP	
PHONE			
EMAIL			
FAX			
ARE YOU A MEMBER OF THE TEXTILE CENTER? <input type="checkbox"/> YES <input type="checkbox"/> NO JOIN NOW AND QUALIFY FOR MEMBER RATES! <input type="checkbox"/> NEW MEMBER OR <input type="checkbox"/> RENEW <input type="checkbox"/> \$25 STUDENT <input type="checkbox"/> \$40 EDUCATOR <input type="checkbox"/> \$50 INDIVIDUAL			ADD MEMBERSHIP
CHOOSE ONE: I WILL DOWNLOAD MY SUPPLY LIST <input type="checkbox"/> OR PLEASE SEND MY SUPPLY LIST BY <input type="checkbox"/> EMAIL <input type="checkbox"/> FAX <input type="checkbox"/> US MAIL			TOTAL ENCLOSED
MASTERCARD / VISA #			
EXPIRATION DATE.			
SIGNATURE			

Please make checks payable to Textile Center.  
 Mail or fax this form to:  
 Textile Center, Workshop Registration  
 3000 University Ave SE, Minneapolis, MN 55414  
 tele: 612.436.0464 fax: 612.436.0466


3000 University Ave SE, Suite 100  
Minneapolis, MN 55414  
tele: 612.436.0464  
fax: 612.436.0466  
www.textilecentermn.org

Textile Center Hours  
M-F 9am to 5pm

Shop and Gallery Hours  
M-Th 10-7pm  
F & Sat 10-5pm

Library Hours  
M & W 9am-1pm, T 9am-7pm  
Th 9am-1pm and 5-7pm  
F 9am-1pm, Saturday 12-4pm

Parking  
Available one block N of  
University on SE 29th Ave

 Building accessible  
Reserved parking

# Classes & Workshops

SUMMER 2009: MAY THROUGH AUGUST

## New classes!

FABRIC ART WORKSHOP WITH SUSAN STEIN  
NEW STITCHED SHIBORI WITH SANDRA BRICK  
A SUITE OF DYE CLASSES WITH SUSAN ANTELL  
HATS & FEARLESS FASHION WITH CANDY KUEHN AND SUSAN DAY  
SOY WAX BATIK WITH CYNDI KAY MEIER  
PAINTING AND TYVEC WITH TRICIA SPITZMUELLER  
FUN BEGINNING SEWING PROJECTS WITH LAURA WHITNEY

*and don't miss....*

## Summer Camps for Kids

June 23 - August 21

ages 6-16

See inside!

